

2025 Training

mit Original-Prüfungen

**MEHR
ERFAHREN**

Hauptschule Niedersachsen

Englisch 10. Klasse

+ *Vollständige Lösungen*

STARK


Inhalt


Vorwort

Hinweise zu den digitalen Zusätzen

Hinweise zur Abschlussprüfung

Hinweise, Tipps und Übungsaufgaben zu den Kompetenzbereichen

1	Kompetenzbereich: Listening	3
1.1	Strategien zum Kompetenzbereich „Listening“	3
1.2	Übungsaufgaben zum Kompetenzbereich „Listening“	7
	Listening Comprehension Test 1: Short conversations	7
	Listening Comprehension Test 2: Stories from Yellowstone	9
	Listening Comprehension Test 3: Sharks	10
	Listening Comprehension Test 4: Route 66	11
	Listening Comprehension Test 5: How ‘chippies’ began	12
	Listening Comprehension Test 6: A year in the USA	13
	Listening Comprehension Test 7: Say no to plastic!	14
2	Kompetenzbereich: Reading	15
2.1	Strategien zum Kompetenzbereich „Reading“	15
2.2	Übungsaufgaben zum Kompetenzbereich „Reading“	18
	Reading Comprehension Test 1: Short texts	18
	Reading Comprehension Test 2: More short texts	19
	Reading Comprehension Test 3: Cities	20
	Reading Comprehension Test 4: Jobs	22
	Reading Comprehension Test 5: The mystery of the Mary Celeste	24
	Reading Comprehension Test 6: The polar bear problem	25
	Reading Comprehension Test 7: Just another day at work	26
	Reading Comprehension Test 8: Pacific Coast tsunamis	28
	Reading Comprehension Test 9: Green roofs benefit people	29
3	Kompetenzbereich: Mediating	31
3.1	Strategien zum Kompetenzbereich „Mediating“	31
3.2	Übungsaufgaben zum Kompetenzbereich „Mediating“	33
	Mediating exercise 1	33
	Mediating exercise 2	36
	Mediating exercise 3	40
4	Kompetenzbereich: Writing	45
4.1	Strategien zum Kompetenzbereich „Writing“	45
4.2	Hilfreiche Wendungen zur Textproduktion 	47
4.3	Übungsaufgaben zum Kompetenzbereich „Writing“	51

5	Kompetenzbereich: Speaking	63
5.1	Strategien zum Kompetenzbereich „Speaking“	63
5.2	Das „oral exam“ der Hauptschulabschlussprüfung	64
5.3	Hilfreiche Wendungen zum „oral exam“ 	66
5.4	Übungsaufgaben zum Kompetenzbereich „Speaking“	71
	Original-Prüfungsaufgaben	75
	Original-Prüfungsaufgaben 2021	
I.	Listening (Kurse E und G)	2021-1
II.	Reading (Kurs E)	2021-7
III.	Writing (Kurs E)	2021-12
II.	Reading (Kurs G)	2021-16
III.	Writing (Kurs G)	2021-21
	Original-Prüfungsaufgaben 2022	
I.	Listening (Kurse E und G)	2022-1
II.	Reading (Kurs E)	2022-7
III.	Writing (Kurs E)	2022-13
II.	Reading (Kurs G)	2022-17
III.	Writing (Kurs G)	2022-22
	Original-Prüfungsaufgaben 2023	
I.	Listening (Kurse E und G)	2023-1
II.	Reading (Kurs E)	2023-7
III.	Writing (Kurs E)	2023-13
II.	Reading (Kurs G)	2023-16
III.	Writing (Kurs G)	2023-21

Original-Prüfungsaufgaben 2024 www.stark-verlag.de/mystark

Sobald die Original-Prüfungsaufgaben 2024 freigegeben sind, können sie als **PDF** auf der Plattform **MySTARK** heruntergeladen werden (Zugangscode auf der Umschlaginnenseite vorne im Buch).

Hörtexte

Text 1: Short conversations

Text 2: Stories from Yellowstone

Text 3: Sharks

Text 4: Route 66

Text 5: How ‘chippies’ began

Text 6: A year in the USA

Text 7: Say no to plastic!

Abschlussprüfung 2021

Abschlussprüfung 2022

Abschlussprüfung 2023

Abschlussprüfung 2024

Hinweis: Die Audio-Dateien kannst du ebenfalls über die Plattform MySTARK abrufen.

Hörtexte Übungsaufgaben gesprochen von: Esther Gilvray, Nadine Groß, Daniel Holzberg, Jennifer Mikulla, Veronica Stivala, Benjamin Tendler, Roger Voight; Soundeffekte: pacdv, freesound

Trainingsteil und Lösungen verfasst von: Birte Bendrich („Speaking“), Heike Burfeind, Paul Jenkinson („Listening“ und „Reading“), Redaktion
Lösungen Original-Prüfungsaufgaben: Birte Bendrich

Vorwort

Liebe Schülerin, lieber Schüler,

in diesem Buch findest du die Original-Prüfungsaufgaben 2021–2023 und (in digitaler Form) die Aufgaben 2024 sowie Übungen zu den Fertigkeitsbereichen der offiziellen Prüfung. Es eignet sich somit ideal zur selbstständigen und gezielten Vorbereitung auf die **Prüfung 2025**. Du kannst mit diesem Buch aber auch schon **ab der 9. Klasse** dein Englisch **gezielt** verbessern und dich auf **Klassenarbeiten** optimal vorbereiten.

- ▶ Die **Übungsaufgaben** widmen sich den Kompetenzbereichen *Listening, Reading, Mediating, Writing* und *Speaking*. In den ersten Abschnitten erfährst du jeweils, welche Anforderungen auf dich zukommen können und wie du dich am besten darauf vorbereitest. Anhand der Übungen kannst du trainieren, wie man mit möglichen Aufgabenstellungen umgeht und sie erfolgreich löst.
- ▶ Im Kapitel *Writing* findest du u. a. **hilfreiche Wendungen**, die dir in den unterschiedlichen Bereichen nützlich sein werden und dir das selbstständige Verfassen von Texten erleichtern. Mithilfe der Tipps und Aufgaben im Kapitel *Speaking* kannst du dich auch auf die mündliche Prüfung („oral exam“) vorbereiten.
- ▶ Die Bereiche **Wortschatz** und **Grammatik** werden zwar nicht gesondert geprüft, aber sie sind wichtig für die Bearbeitung der Aufgaben in den anderen Kompetenzbereichen. Deshalb stellen wir dir auf der Plattform **MySTARK** eine **digitale Kurzgrammatik** zur Verfügung, in der alle wichtigen grammatischen Themen knapp erläutert und an Beispielsätzen veranschaulicht werden. Zudem gibt es in einem Video Tipps zum Vokabellernen. Anhand von **interaktiven Aufgaben** zu Wortschatz und Grammatik kannst du deine Kenntnisse auch gleich testen.
- ▶ Mithilfe der **Original-Prüfungsaufgaben** der letzten Jahre kannst du eine Abschlussprüfung vollständig durcharbeiten und deine Kenntnisse unter Prüfungsbedingungen testen. Die Original-Prüfungsaufgaben 2024 stehen, sobald zur Veröffentlichung freigegeben, auf **MySTARK**.
- ▶ Das beiliegende **Lösungsheft** enthält alle Lösungen und ausführliche Lösungsvorschläge mit praktischen Tipps und Hinweisen zum Bearbeiten der Aufgaben.

Sollten nach Erscheinen dieses Bandes noch wichtige Änderungen in der Abschlussprüfung vom Kultusministerium bekannt gegeben werden, findest du aktuelle Informationen dazu ebenfalls auf der Plattform **MySTARK**.

Viel Spaß beim Üben und viel Erfolg in der Prüfung!

Hinweise zu den digitalen Zusätzen

Auf die folgenden digitalen Inhalte zu deinem Band kannst du online über die Plattform **MySTARK** zugreifen. Verwende dazu deinen persönlichen **Zugangscode** auf der Umschlaginnenseite vorne im Buch.

PDF der Original-Prüfungsaufgaben mit Lösungen 2024

Um dir die Prüfung 2024 so schnell wie möglich zur Verfügung zu stellen, sind die Aufgaben und Lösungen zur Prüfung nicht im Buch abgedruckt, sondern erscheinen in digitaler Form.

Hördateien

Die Plattform **MySTARK** enthält auch die MP3-Dateien zu den Hörverstehenstexten der Übungsaufgaben und der Original-Prüfungsaufgaben.



Kurzgrammatik

In der Kurzgrammatik werden alle wichtigen grammatischen Themen knapp erläutert und an Beispielsätzen veranschaulicht.

Web-App „MindCards“

Die Web-App „MindCards“ ermöglicht es dir, am Smartphone **hilfreiche Wendungen** zu den Kompetenzen „Writing“ und „Speaking“ zu wiederholen. Über nebenstehende QR-Codes oder die unten angegebenen Links gelangst du zu den MindCards.

<https://www.stark-verlag.de>

<https://www.stark-verlag.de>



Writing

Speaking

Interaktives Training

Zusätzlich zu den Aufgaben im Buch hast du die Möglichkeit, **Grundlagen wie Wortschatz und Grammatik** interaktiv zu üben. Diese Grundlagen brauchst du u. a. auch für die Kompetenzbereiche **Hör- und Leseverstehen**, die du ebenfalls digital am PC oder Laptop trainieren kannst:

- ▶ „Listening Comprehension“ – unterschiedliche Hörtexte (*Announcements, Conversations* und Dialoge) mit Aufgaben zum Hörverstehen
- ▶ „Reading Comprehension“ – Sachtexte mit verschiedenen Aufgabenformaten zum Leseverstehen
- ▶ „Vocabulary Practice“ – Aufgaben z. B. zu Wortfeldern, Definitionen, *Opposites* und *Words in context*
- ▶ „Grammar Practice“ – Aufgaben zu einzelnen grammatischen Strukturen (inkl. Lernvideos)

**Listening Comprehension Test 3: Sharks**

Listen to the conversation between Adam and Nicki about Nicki's experience of sharks. Tick (✓) the correct ending (A, B or C) to each statement (1–7).

1. Nicki's aim after leaving school was to ...
A enjoy herself.
B find a job abroad.
C travel the world.

2. Nicki found the shark research ...
A through a group of people.
B by reading about it.
C on an advert in school.


3. On her way to Florida, she ...
A had to help someone.
B tried to learn more about sharks.
C thought more about her decision.

4. Sharks sometimes attack because ...
A people and seals often look the same to them.
B surfboarders frighten them.
C they're hungry and will eat anything.

5. Shark attacks happen but only ...
A in a few places in the world.
B about 18 times every year.
C a few people die from them.

6. People are most at risk from ...
A dogs.
B crocodiles.
C mosquitoes.

7. The safest time to go into the sea in a shark area is ...
A after breakfast.
B about lunchtime.
C after your evening meal.



Reading Comprehension Test 6: The polar bear problem

Polar bears are in danger because of global warming. Read the story and find out why. Match the first part of each sentence (1–8) to the correct ending (A–J). There are two endings not used.

The polar bear problem

1 Canada has got a lot of polar bears. They like to hunt seals on the ice of Hudson Bay. Thirty years ago, ice was on the sea from October to June but today it is often only there from December to May.



Polar bears can only hunt the seals from the ice. They also have to eat a lot of them to gain fat because in the summer they live on the land where there isn't much food for them. The polar bears used to hunt for more than eight months every year, now they are lucky if they can hunt for six months on the ice. A hungry bear is not a happy bear – and for the people in a town called Churchill, hungry bears are a big problem.

The bears always came to Churchill in late October to wait for the ice to start and they weren't a problem. Now they come early in July! And, because they are hungry they are now coming close to people's homes where they look for things to eat in bins or they attack dogs. But a polar bear will attack a person, too. No one locks their car here; if a bear chases you, you can get into anyone's car, lock the door and you're safe.

Churchill has a special polar bear prison and polar bear police. If a bear is a problem, the polar bear police catch it and take it to the 'prison'. When there is some ice, the polar bear is taken by helicopter and put onto the ice so it can hunt and be happy once again.

		A	have changed.
1	Polar bears	B	get hungry.
2	The times when bears can find food	C	help the bears.
3	In summer, polar bears	D	find a polar bear outside your house.
4	The polar bears have become	E	leave their car doors open.
5	The bears are coming	F	break into houses.
6	In Churchill, you might	G	a problem.
7	The people in Churchill	H	live on the land in winter.
8	People try to	I	hunt seals when the sea is frozen.
		J	into town much earlier now.

1.	2.	3.	4.	5.	6.	7.	8.

Kurse E und G

I. Listening

Part 1: Questions 1–6

Short dialogues

You will hear six short conversations.

You will hear each conversation twice.

For each question there are three pictures and a short recording.

Choose the correct picture and put a tick (✓) in the box below it.

Example:

0. What present will Peter buy for Sally's birthday?



A



B



C

1. Which student job will the boy take?



A



B



C

2. Where does Tom want to spend his holiday?



A



B



C

Kurs G

Part 4: Questions 22–27

A school snack bar

Listen to three students explaining why their school needs a snack bar.

For statements 22–27 tick the correct box to show who says what.

Tick (✓) only one speaker per statement.

There is an example (0).

6 Punkte

		1 Kevin	2 Rajana	3 Angela
0.	I'm in class ...	<input checked="" type="checkbox"/>	<input type="checkbox"/>	<input type="checkbox"/>
	9a.	<input checked="" type="checkbox"/>	<input type="checkbox"/>	<input type="checkbox"/>
	10a.	<input type="checkbox"/>	<input type="checkbox"/>	<input checked="" type="checkbox"/>
	8c.	<input type="checkbox"/>	<input checked="" type="checkbox"/>	<input type="checkbox"/>
22.	only healthy food.	<input type="checkbox"/>	<input type="checkbox"/>	<input type="checkbox"/>
23.	The snack bar should sell	<input type="checkbox"/>	<input type="checkbox"/>	<input type="checkbox"/>
24.	burgers and pizza for lunch.	<input type="checkbox"/>	<input type="checkbox"/>	<input type="checkbox"/>
25.	sandwiches, lemonade and sweets.	<input type="checkbox"/>	<input type="checkbox"/>	<input type="checkbox"/>
26.	at lunch.	<input type="checkbox"/>	<input type="checkbox"/>	<input type="checkbox"/>
27.	It should open before school and at lunch.	<input type="checkbox"/>	<input type="checkbox"/>	<input type="checkbox"/>
	during all breaks.	<input type="checkbox"/>	<input type="checkbox"/>	<input type="checkbox"/>

Kurs E

II. Reading

Part 1: Questions 1–7

Short texts

Read the texts (1–7) below and the statements a, b and c next to them.

Decide which of the statements is the correct one for each text. Put a tick (✓) in the box next to the correct statement.

7 Punkte

1.

<p style="text-align: center;">Festival Warning</p> <ul style="list-style-type: none"> • Please note, all visitors agree to be photographed, filmed or recorded as part of the audience. • Loud music may damage hearing – please use safety earplugs. • The festival is not responsible for lost or stolen belongings. Take care of your belongings!

- a You should hand your personal things to security.
- b You should take photos during concerts.
- c You should protect your ears.

Lösungen

Kompetenzbereich: Listening

➤ *Allgemeiner Hinweis: Zum Lösen aller Aufgaben zum Kapitel „Listening“ musst du dir den Text genau anhören. Wenn du ihn nach dem ersten Hören noch nicht verstanden hast, kannst du ihn dir natürlich auch öfter anhören. Lies dir den Hörverstehenstext nur durch, wenn du mit den Lösungen ganz unsicher bist und gar nicht weiterkommst.*

Listening Comprehension Test 1: Short conversations

1 Where does Tom want to go on holiday?

Jane: Where should we go on holiday this year, Tom?

Tom: I don't want to go to a city again. We went to one last year.

5 **Jane:** I'd like to go to Japan – we haven't been there yet.

Tom: I'm not sure I want to go there. I'd like to go somewhere different.

Jane: Like where? South Africa? Australia?

10 **Tom:** A safari in South Africa sounds fun. I'll see what's on the internet about it.

What does the man need?

Man: Excuse me, please. Can you help me?

Woman: Of course. Are you lost?

15 **Man:** No, I'm not. I just need some change for the ticket machine. It just takes coins or cards and I've only got a £5 note.

Woman: I'm sorry, I can't change that. Ask in the shop over there.

20 **Man:** Thank you, I'll do that.

How many minutes late is the train today?

Tina: I hate this train at the moment. Every day it arrives at a different time.

George: What time should it arrive?

25 **Tina:** At 6.33. But yesterday it was 10 minutes late, on Monday it was 13 minutes early and today it's 30 minutes late! Who knows when it will come tomorrow!

George: It's very annoying, isn't it?

30 **Tina:** Yes, it is, ... especially when you use it every day to get to work.

What did the bird take?

Phil: Hi, Julia. I'm going to Whitby tomorrow with my class.

35 **Julia:** That'll be fun.

Phil: Hope so, ... and I'm going to have some fish and chips and an ice cream.

Julia: Whitby has the best fish and chips in the world.

40 **Phil:** And the worst seagulls! Last year I was eating my fish and chips outside and one flew down and stole my fish! I only had my chips left!

Julia: A flying thief ... how cool is that!

Which question is difficult?

Teacher: Good morning everyone. So, how far did we get yesterday?

45 **Sam:** We'd just finished question 14 on page 40.

Teacher: That's right ... and today we're going to do questions 15 and 16.

Sam: Can I say something first?

50 **Teacher:** Of course, Sam, go on.

Sam: Most of us had a problem with number 14 ... I don't think anyone has got it right.

Teacher: Oh dear ... let's look at it again then before we do something new.

55 What is Emma going to buy?

Emma: I have to buy my little sister a birthday present. Any ideas?

Peter: Maybe she'll be happy with some pencils, felt pens and some paper.

60 **Emma:** That's not very much! What about some clothes? A T-shirt and a jumper maybe?

Peter: I don't know. What if they don't fit or she doesn't like them?

Aufgabe 2

1. A
Hinweis: "... and a few buffalo. – Actually, they're called bison." (Z. 4f.)
2. C
Hinweis: "Yellowstone's hotels always celebrate Christmas in August with Christmas trees and decorations." (Z. 10ff.)
3. C
Hinweis: "A long time ago there was a heavy snow storm in summer – it can happen..." (Z. 15f.)
4. B
Hinweis: "It's just about the people who work in the Park..." (Z. 22f.)
5. C
Hinweis: "Have you got any other good stories from Yellowstone – they're more fun than just talking about animals and geysers." (Z. 25ff.)
6. B
Hinweis: "In 1914, one robber stopped 25 stage-coaches..." (Z. 39f.)
7. C
Hinweis: "Come on, Greg, the good guys always win!" (Z. 45)

Listening Comprehension Test 3: Sharks

- 1 **Adam:** Hi, Nicki. Nice to see you in the studio today.
Nicki: Thanks, Adam. It's great to be here.
Adam: So, one day you decided you'd fly to Florida and then jump in the sea with lots of hungry sharks?
 5 **Nicki:** Not quite. I was in my last year at school and I wanted to do something different. Lots of my friends were talking about jobs and so on ... and I was thinking: freedom, adventure, fun. Then one day I was surfing the internet looking for things I could do when I read about a group of people doing a study of sharks – shark research – and they wanted someone to help them.
 10 **Adam:** Sharks aren't exactly friendly, are they? Weren't you worried about them?
 15 **Nicki:** A little bit on the plane. But later I learnt so much about them. They've got a bad name, but that's not fair. They don't often attack people but when they do, it's often a mistake ... and, apparently, people don't taste nice.
 20 **Adam:** Oh, that's something!
Nicki: No, what I mean is sharks see people in wetsuits or on surfboards and they think: "Yummy, seal for dinner." So, if they're hungry they'll take a bite and then go, "Yuk, that's horrible!" There are usually just over 80 shark attacks every year in the whole world and only about five people are killed: dogs kill 25,000 people and crocodiles 1,000! Top of the table of bad guys are mosquitoes – actually did you know only the females bite? Anyway, ... way down in 15th place is the poor shark.
 25 **Adam:** Can you do anything to make the risk of a shark attack even less?
Nicki: Sure. Always go into clear water – then a shark can see if you're a seal or not. Don't go into the sea in the early morning or late evening – sharks like to hunt then. And if you can, stay close to other people – sharks don't like groups.
 30 **Adam:** Interesting. Let's take a break and play some music and we'll be back with Nicki in a few minutes.
 40
- ### Aufgabe 3
1. A
Hinweis: "I was in my last year at school and wanted to do something different. Lots of my friends were talking about jobs and so on ... and I was thinking: freedom, adventure, fun." (Z. 6ff.)
 2. B
Hinweis: "... surfing the internet looking for things I could do when I read about a group of people doing a study of sharks – shark research ..." (Z. 10ff.)
 3. C
Hinweis: "Weren't you worried about them?"/ "A little bit on the plane." (Z. 15f.)
 4. A
Hinweis: "... sharks see people in wetsuits or on surfboards and they think: 'Yummy, seal for dinner.'" (Z. 22ff.)
 5. C
Hinweis: "There are usually just over 80 shark attacks ... and only about 5 people are killed..." (Z. 25ff.)

Reading Comprehension Test 6: The polar bear problem

- | | |
|--|---|
| <p>1. I
✂ Hinweis: “They like to hunt seals <u>on the ice</u> ...” (Z. 1 f.)</p> <p>2. A
✂ Hinweis: “Thirty years ago, ice was on the sea from October to June but today it is often only there from December to May.” (Z. 2 ff.)</p> <p>3. B
✂ Hinweis: “... in the summer they live on the land where there <u>isn’t much food for them</u>.” (Z. 8 ff.)</p> <p>4. G
✂ Hinweis: “... hungry bears are a big problem.” (Z. 12 f.)</p> | <p>5. J
✂ Hinweis: “Now they come early in July!” (Z. 15)</p> <p>6. D
✂ Hinweis: “And, because they are hungry they are now coming <u>close to people’s homes</u> where they look for things to eat in bins or they attack dogs.” (Z. 15 f.)</p> <p>7. E
✂ Hinweis: “No one locks their car here; if a bear chases you, you can get into a car, lock the door and you’re safe.” (Z. 17 ff.)</p> <p>8. C
✂ Hinweis: “When there is some ice, the polar bear is taken by helicopter and put onto the ice so it can hunt and be happy once again.” (Z. 21 ff.)</p> |
|--|---|

Reading Comprehension Test 7: Just another day at work

- | | |
|---|--|
| <p>1. C
✂ Hinweis: “... Captain Sullenberger and his crew got the plane ready for its flight.” (Z. 1 f.)</p> <p>2. B
✂ Hinweis: “... everything was normal at first as the plane took off...” (Z. 3 f.)</p> <p>3. C
✂ Hinweis: “The birds went into the <u>engines</u> and both of them <u>stopped working</u>. The captain tried to start the engines again but they wouldn’t.” (Z. 7 f.)</p> <p>4. B
✂ Hinweis: “He was told to try Teterboro airport ... but the captain said he was unable to reach it.” (Z. 10 f.)</p> | <p>5. B
✂ Hinweis: “He only had time to <u>issue the command</u> ‘Brace for impact’ – meaning the passengers had to put their heads down and get ready to crash.” (Z. 13 ff.)</p> <p>6. C
✂ Hinweis: “The doors of the plane were opened and <u>everyone got out</u>; most of them stood on the wings <u>or</u> the evacuation slides.” (Z. 17 f.)</p> <p>7. A
✂ Hinweis: “The first boats got to the plane in <u>only a few minutes</u> ... Other boats <u>picked up the rest</u> of the passengers.” (Z. 21 ff.)</p> |
|---|--|

Reading Comprehension Test 8: Pacific Coast tsunamis

- | | |
|--|--|
| <p>1. B
✂ Hinweis: “On the west coast of North America there is another reason why high waves can happen – tsunamis.” (Z. 1 ff.)</p> <p>2. B
✂ Hinweis: “Crescent City ... has had <u>more than 30 tsunamis</u> since 1933 ...” (Z. 3 f.)</p> <p>3. C
✂ Hinweis: “If an <u>earthquake happens near the coast</u>, then it’s a local tsunami. The waves from <u>a local tsunami</u> can start <u>very soon</u> after the ground has stopped shaking – sometimes only fifteen minutes later ...”</p> | <p>(Z. 10 ff.)</p> <p>4. A
✂ Hinweis: “A <u>distant tsunami</u> is when the earthquake is far away under the ocean. These tsunami <u>waves are usually smaller and take many hours to reach the coast</u>.” (Z. 16 ff.)</p> <p>5. C
✂ Hinweis: “It’s recommended that every house has a tsunami <u>emergency kit</u> ... must go to <u>one of the high safe areas and stay there</u>.” (Z. 19 ff.)</p> |
|--|--|

Hauptschulabschlussprüfung 2023

Kurse E und G

I. Listening

This is the listening part of the final examination 2023 levels A2 and A2 plus for schools in Lower Saxony. There are four parts to the test. You will hear each part twice for each part of the test. There will be time for you to look through the questions and time for you to check the answers. Write your answers on the paper. You must not speak during the test.

Part 1

Now look at part 1. There are 6 questions in this part. You will hear 6 short conversations. You will hear each conversation twice. For each question there are three pictures and a short recording. Choose the correct picture and put a tick in the box below it. Before we start, here is an example:

What present will Peter buy for Sally's birthday?

1 **Peter:** Hey, Anna. Sally's invited me to her birthday party next Saturday. Since you're her sister, I was wondering if you've any idea what I could bring as a present.

Anna: Oh, that's a tough question. Let me think. Her phone broke last week. I'm sure she would be happy to get a new one.

Peter: Well, that might be a bit too expensive for me. Is there something else she would like?

Anna: Well, I know that she plans to visit a festival this summer. She's still looking for a sleeping bag, and she needs a new backpack.

Peter: Oh, that sounds better. Maybe I could get a sleeping bag in her favourite colour.

Anna: She likes pink, but I just remembered my parents said they want to buy her one, so maybe you better look for a pink backpack then.

Peter: Ah, OK. I'll do that. Thanks for your advice. I'll see you on Saturday at the party.

The second picture is correct.
So there is a tick in box B.

Text 1

Now look at the three pictures for question 1. Now we are ready to start. Listen carefully. You will hear each recording twice.

Which student job will the boy take?

1 **Boy:** Hello. I'm thinking about taking on a student job, but I'm not sure what I can do.

Man: Well, let's see. What about working with children?

Boy: You mean like a babysitter? I don't think that's something I want to do. I can imagine working with animals or doing something outside.

Man: OK. What about gardening? An old lady is looking for someone to help her in the garden every weekend.

10 **Boy:** Sounds interesting, but do you have anything where I could work with animals?

Man: Well, there's a job at the animal shelter, cleaning the cages, walking the dogs and so on. You'd have to work three afternoons a week.

15 **Boy:** Hm, I'm not sure if I want to work during the week because of my schoolwork. The job sounds great, but I guess I'll have to take the weekend job.

Man: OK then, if you could just fill in this form.

Now listen again.

1. B

➤ *Hinweis: Man: "OK. What about gardening? An old lady is looking for someone to help her in the garden every weekend." (Z. 7 ff.), Man: "Well, there's a job at the animal shelter ... You'd have to work three afternoons a week." (Z. 12 ff.), Boy: "... The job sounds great, but I guess I'll have to take the weekend job." (Z. 16 f.)*

Text 2

Where does Tom want to spend his holiday?

1 **Girl:** Do you have any plans for the summer holidays?

Tom: I'd like to go away, but I don't know where to go yet.

Girl: How about Spain? It's great!

5 **Tom:** I think it's too hot in the summer to go hiking there.

Kurs E

II. Reading

🍂 *Hinweis: In diesem Kapitel wird dein Leseverständnis auf verschiedene Art und Weise überprüft. Da du hier die Möglichkeit hast, die Texte noch einmal durchzulesen, werden genauere Details abgefragt als in den Aufgaben zum Hörverstehen. Du solltest die Texte also besonders aufmerksam durchlesen. Wichtige Stellen kannst du dabei farbig markieren.*

Part 1

🍂 *Hinweis: Im ersten Teil geht es darum, Anzeigen, Schilder und Notizen zu verstehen. Entscheide dann, welche der angegebenen Aussagen zu dem jeweiligen Text passt.*

1. c
🍂 *Hinweis: "Loud music may damage hearing – please use safety earplugs."*
2. b
🍂 *Hinweis: "Turning out the light"*
3. b
🍂 *Hinweis: "Empty your pockets."*
4. c
🍂 *Hinweis: "Please contact me for further details ... David Salter: dsalter@gmail.co.uk"*
5. c
🍂 *Hinweis: "Outstanding lego models will be displayed in the library for the whole month."*
6. a
🍂 *Hinweis: "Can you call her back? She says it's urgent!"*
7. b
🍂 *Hinweis: "I don't know when I'll be back. It could be late so don't wait for me."*

Part 2

🍂 *Hinweis: Lies dir hier zunächst die Überschriften (A–I) durch, dann die folgenden kurzen Texte (8–14). Ordne die Überschriften dem jeweils dazu passenden Text zu. Manchmal erscheint ein Wort aus der Überschrift auch im Text. Zwei Überschriften können nicht zugeordnet werden.*

8. E
🍂 *Hinweis: „government“ = „Regierung“; „... we even had a Minister of the Lord of the Rings in government. It was the minister's job to use the Lord of the Rings films to get more tourists visiting the country."*

9. C

🍂 *Hinweis: „anthem“ = „Hymne“; „... first national anthem of New Zealand. We're one of only two nations in the world to have more than one ... became the second national anthem ..."*

10. I

🍂 *Hinweis: „equal rights“ = „gleiche Rechte“; "We were the first country to give women the vote in 1893."*

11. B

🍂 *Hinweis: "If you are afraid of insects, New Zealand may not be the place for you. The Weta ... has ears on its knees ... Another creepy animal is the Powelliphanta snail ..."*

12. G

🍂 *Hinweis: "For every person living in New Zealand there are 9 sheep." Es gibt in Neuseeland also mehr Schafe, und damit insgesamt mehr Tiere, als Menschen.*

13. D

🍂 *Hinweis: "... The car has always been the number one way to travel in New Zealand. The roads are pretty good and you have the freedom to go wherever you want, whenever you want."*

14. F

🍂 *Hinweis: "... over 50,000 people from New Zealand said that their religion was 'Jedi'. That made it the second-largest religion in the country at that time."*

Part 3

🍂 *Hinweis: Beachte, dass du bei dieser Aufgabe nur einen Punkt bekommst, wenn beide Teile der Antwort richtig sind („true“ oder „false“ plus richtige Zeilenangabe).*

15. true, lines: 7/8

🍂 *Hinweis: "The first people who came to Hermann in the 18th century were settlers from Germany."*

16. true, lines: 9–11

🍂 *Hinweis: "Every year Hermann has festivals to*



© **STARK Verlag**

www.stark-verlag.de
info@stark-verlag.de

Der Datenbestand der STARK Verlag GmbH ist urheberrechtlich international geschützt. Kein Teil dieser Daten darf ohne Zustimmung des Rechteinhabers in irgendeiner Form verwertet werden.

STARK